



# Board – Excellence in Enterprise Intelligence

Measuring Success Through Customer Trust, Innovation, and Performance Metrics





# Table of Contents

<b>3</b>	Transforming Business Decision-Making Through Unified Analytics
<b>4</b>	Board Delivers a High-Value Customer Experience
<b>5</b>	Complete and Extensive Visibility Across Business Operations
<b>6</b>	Aligned Process and Consistent Data, Driving Valuable Insights
<b>7</b>	Continuous Planning That Delivers Business Outcomes
<b>8</b>	A Customer-Centric Approach Focused on Innovation to Deliver Value
<b>9</b>	What Is Enterprise Performance Management Software and About Board
<b>10</b>	About SoftwareReviews
<b>11</b>	SoftwareReviews' Emotional Footprint Methodology

## Transforming Business Decision-Making Through Unified Analytics

Data fragmentation costs businesses millions in lost opportunities and inefficient operations. Organizations grapple with disconnected systems and siloed data, creating inefficiencies in planning and decision-making. Multiple tools for different functions lead to data inconsistency and delayed insights, ultimately hampering growth and innovation.

Board unifies financial and operational planning in a single platform, transforming fragmented data into real-time, actionable plans across the business. The platform integrates systems and data sources of various forms to ensure consistency across all operations. Through self-service analytics tools and real-time insights, Board supports end-to-end decision-making from data collection to execution while maintaining enterprise-grade security.

### Key Features



#### APIs and System Integration

Seamless, reliable connection with other business systems.



#### Reporting and Analysis

Dynamic data visualization and insight generation.



#### Drill-Down/Through

Fast, detailed data exploration and source tracking.



#### Scenario Planning

Powerful what-if analysis and future modeling.



#### Financial Consolidation

Accurate, automated financial statement merging.



#### User Experience (UX)

Exceptionally intuitive user interface and experience.



#### Open Architecture

Highly flexible, customizable platform structure.



#### Workflow Management

Smart process automation and task coordination.

# Board Delivers a High-Value Customer Experience

Peer review platform **SoftwareReviews.com** recognizes Board as an Emotional Footprint Champion in the **2025 Enterprise Performance Management** category.

## What is the Emotional Footprint?

SoftwareReviews evaluates 27 aspects of the customer relationship using a net promoter methodology. These ratings include provocative, detailed questions on the experience of working with the vendor, creating a powerful indicator of overall user sentiment.



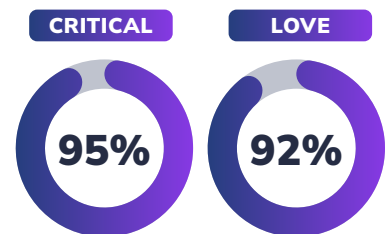
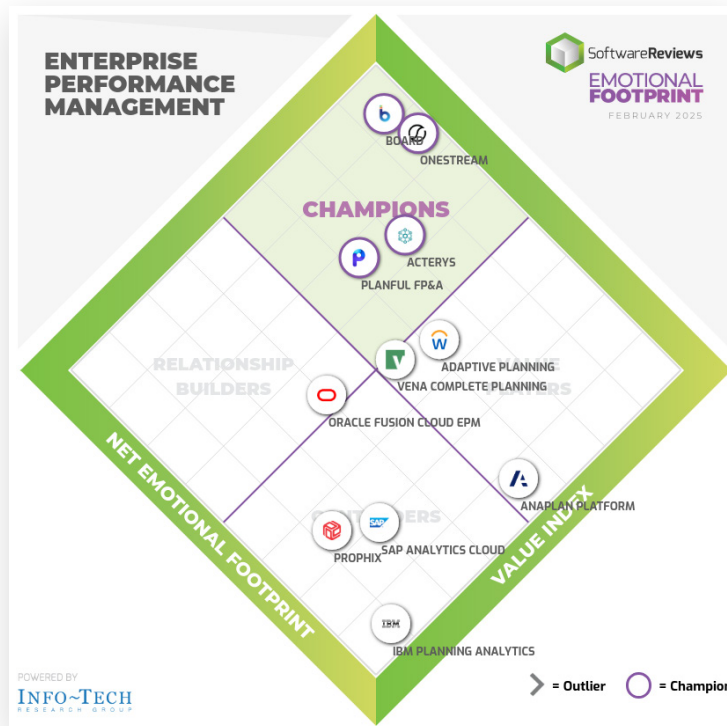
## Category-Leading Customer Satisfaction

Board customers provide overwhelmingly positive reviews, rating it **+94 Net Promoter Score**.

## Champion Performance

The SoftwareReviews diamond highlights which technology providers deliver a high-value customer experience.

According to data collected by SoftwareReviews, **95% of Board customers** consider the solution to be **critical to their business and professional success**, while **92% love using the software**.



I really like how Board helps teams work together easily. It lets everyone see how things are progressing, who's doing what, and gives real-time updates, so everyone knows what's going on.

Tammy N.  
Business Leader/Manager, Sales & Marketing



## Complete and Extensive Visibility Across Business Operations

Board's unified platform integrates critical financial, operational, and external macroeconomic data into a single source of truth. The platform demonstrates exceptional strength in financial and operational analytics and modeling capabilities.

SoftwareReviews data shows that customers consistently rate Board highly across key capabilities: 84% for financial reporting and consolidation, 85% for data visualization, 85% for budgeting and forecasting, and 87% for marketing analytics.<sup>1</sup> **These strong ratings reflect Board's ability to automate complex financial processes, generate real-time insights, and create interactive dashboards that transform complex data into clear, actionable intelligence.**

This comprehensive approach ensures that organizations can make faster, **more informed decisions while maintaining enterprise-grade security and scalability, driving improved performance across all organizational functions.**



This platform can be used to quickly mix and match data sets with just a few clicks to arrive at desired results. Functional mobile app enables quick, effective and reliable planning even while out of office.

Patrick T.  
End User in Finance

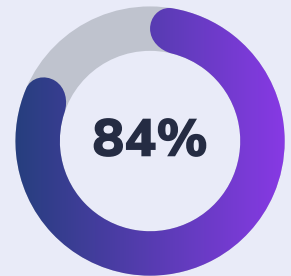
...The ability to drag, drop, draw, and rearrange content visually enhances creativity and engagement, making complex ideas easier to understand and refine.

Jayesh B.  
Business Leader/Manager Sales & Marketing

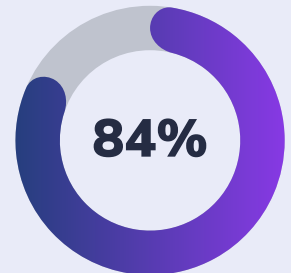


<sup>1</sup> Marketing Analytics: Predictive analytics, machine learning, data ingestion and visualization; data segmentation; assign attributes to unstructured data; work from segmented data.

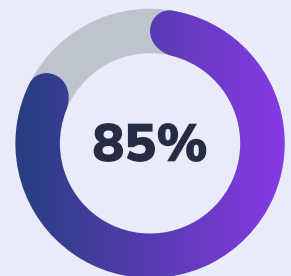
### FINANCIAL REPORTING & CONSOLIDATION



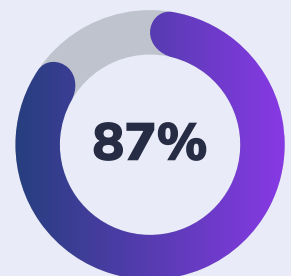
### DATA VISUALIZATION



### BUDGETING AND FORECASTING



### MARKETING ANALYTICS



## Aligned Process and Consistent Data, Driving Valuable Insights

Beyond providing unified visibility, Board transforms how teams work together across the enterprise. The platform creates a **dynamic, collaborative environment** where real-time information flows seamlessly between departments, enabling swift and informed decision-making at every level. With these powerful capabilities unified in a single platform, Board **eliminates data silos and creates a collaborative environment where teams can access consistent, real-time information.**

This collaborative framework has earned Board an outstanding 85% satisfaction rating from SoftwareReviews, highlighting its **effectiveness in fostering teamwork and knowledge sharing.**

The platform's collaborative capabilities interface enables teams to build personalized data views and perform self-service analytics, ensuring **insights don't just remain static data points – they become catalysts for action.** Teams across finance, operations, and executive levels can develop dashboards and workflows tailored to their needs. This self-service capability enhances communication and speeds up decision-making, allowing organizations to respond swiftly to market changes while maintaining cross-departmental alignment.



Board is very much a flexible tool and allows me create customized dashboards and reports easily. It allows me to visualize data in meaningful ways, making decision-making easier. Its drag-and-drop functionality is also intuitive and saves a lot of time.

Mohammad O.  
Business Leader/Manager,  
Information Technology



It monitors data across all applications extracting the most useful data analytics that can help in planning and decision-making.

Richard H.  
Business Leader/Manager,  
Information Technology



## Continuous Planning That Delivers Business Outcomes

Board's exceptional performance metrics demonstrate its transformative impact on organizational decision-making and efficiency. With perfect scores of 100% in Performance Enhancement, Productivity Enablement, and Efficiency, the platform stands on top of industry averages. These outstanding ratings reflect Board's ability to support their customers' growing business needs and finance transformation projects through evolving business requirements, such as acquisitions, restructuring, new segments, and more. The platform's remarkable 97% scores in Effectiveness and Trustworthiness, coupled with 95% ratings in Reliability and Time Savings, further cement its position as a market leader.

These impressive metrics aren't just numbers – they translate into tangible business benefits. Organizations using Board consistently outperform their competitors by maintaining perfect alignment between strategic objectives and operational execution. The platform's ability to deliver predictable outcomes while significantly reducing decision-making time creates a competitive advantage that drives sustainable growth. Board demonstrates a unique capability to **transform business operations and deliver exceptional value to organizations** seeking to optimize their decision-making processes.



Board is very easy and simple to implement and set up, which saves much time. I like the ability to process large files of unstructured data from external and internal sources. Board is flexible and individually adaptable to a wide variety of aspects and also improves the ease of modifying the data.

Kelvin V.  
End User, Operations



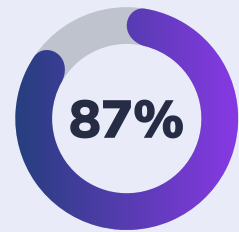
	Board	OneStream	Adaptive Planning	Oracle Fusion Cloud ERP	Anaplan Platform	SAP Analytics Cloud
Performance Enhancing	<b>100%</b>	100%	100%	98%	88%	92%
Enables Productivity	<b>100%</b>	100%	98%	97%	90%	91%
Reliable	<b>95%</b>	100%	95%	100%	90%	97%
Efficient	<b>100%</b>	92%	100%	89%	100%	91%
Effective	<b>97%</b>	90%	97%	78%	68%	92%
Saves Time	<b>95%</b>	87%	95%	84%	69%	86%
Trustworthy	<b>97%</b>	97%	91%	91%	75%	92%
Average Score	<b>98%</b>	95%	97%	88%	82%	90%

## A Customer-Centric Approach Focused on Innovation to Deliver Value

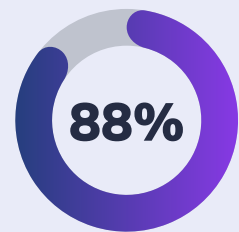
Board's strong customer satisfaction metrics tell a compelling story of value delivery and trust. With an impressive **88% likelihood to recommend rating**, customers consistently validate the platform's ability to meet and exceed expectations. The high **renewal rate of 87%** demonstrates strong customer loyalty and sustained value realization. Additionally, an **87% satisfaction rating regarding cost relative to value** confirms that customers see Board as a worthwhile investment that delivers meaningful returns.

Board's commitment to innovation and customer success is reflected in its outstanding performance metrics. A remarkable **97% rating in Appreciating Incumbent Status** shows deep customer trust, while a **96% score in Continuous Improvement** demonstrates Board's dedication to evolution and enhancement. The platform's **95% rating in Helping Innovation** enables organizations to stay ahead of market demands. With a **90% rating for Product Enhancements** and **92% for Inspiring capabilities**, Board consistently proves its ability to drive transformation and empower organizations with cutting-edge solutions.

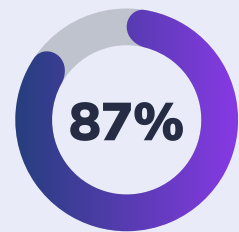
### PLAN TO RENEW



### LIKELINESS TO RECOMMEND



### SATISFACTION THAT COST IS FAIR RELATIVE TO VALUE



	Board	OneStream	Adaptive Planning	Oracle Fusion Cloud ERP	Anaplan Platform	SAP Analytics Cloud
Appreciate Incumbent Status	97%	95%	91%	85%	78%	85%
Continually Improving	96%	98%	93%	89%	75%	88%
Helps Innovate	95%	95%	95%	95%	88%	89%
Includes Product Enhancements	90%	92%	83%	100%	69%	91%
Inspiring	92%	96%	96%	89%	88%	77%
Average Score	95%	94%	93%	88%	77%	87%

# What Is Enterprise Performance Management Software?

EPM software enables the performance evaluation of the organization through the standardization of organizational metrics. It can also be known as Business Performance Management (BPM) or Corporate Performance Management (CPM).

Enterprise Performance Management covers 33 products evaluated across the following features: Planning and Scheduling, Collaboration, Mobile Access, Data Visualization, BI and Performance Management, Process Simulation and Execution, Financial Reporting and Consolidation, Governance Risk and Compliance, Budgeting and Forecasting, Marketing Analytics, and Business Application Integration.



## About Board

Board is the enterprise planning platform built to accelerate business performance and enable continuous planning with greater forecast accuracy to drive confident, aligned decisions. Its fully integrated planning solution spans the entire enterprise, delivering value for financial and operational planning in one unified platform.

Using internal data and expert-curated external indicators, Board provides real-time visibility into your business. Board offers the most flexible, collaborative, and adaptive user experience, powering executive dashboards and analytic capabilities that allow clear explanation and interpretation delivered through generative AI. This allows organizations to respond in an agile manner, capitalize on opportunities, optimize resources, and mitigate risks.

Visit [www.board.com](https://www.board.com)

## About SoftwareReviews

SoftwareReviews is a division of Info-Tech Research Group, a world-class IT research and analyst firm established in 1997. Backed by two decades of IT research and advisory experience, SoftwareReviews is a leading source of expertise and insight into the enterprise software landscape and client-vendor relationship.

By collecting data from real IT and business professionals, the SoftwareReviews methodology produces the most detailed and authentic insights into the experience of evaluating and purchasing enterprise software.

Data quality is paramount. That's why SoftwareReviews bends over backward to ensure the data collected is from experienced users, so you can trust it and make decisions with confidence. Every review is thoroughly checked for authenticity through a robust Q&A process. Dynamic reviews adapt according to the reviewer's role and experience, avoiding inaccurate guesses.

## Enterprise Performance Management Coverage

SoftwareReviews covers Enterprise Performance Management vendors and has published detailed user-generated reviews on 15 key products being used by organizations in both private and public sectors.

These reviews look at key metrics in capability and feature importance and satisfaction as well as the user experience and trust with the suppliers of these products.

Data from this report is sourced from the February 2025, Enterprise Performance Management, Emotional Footprint Awards.

# SoftwareReviews Emotional Footprint Methodology

SoftwareReviews collects user insights that help organizations more effectively choose software that meets their needs, measure business value, and improve selection.

Data and insights shown in this report were gathered from 15 validated users from the **Enterprise Performance Management** category.

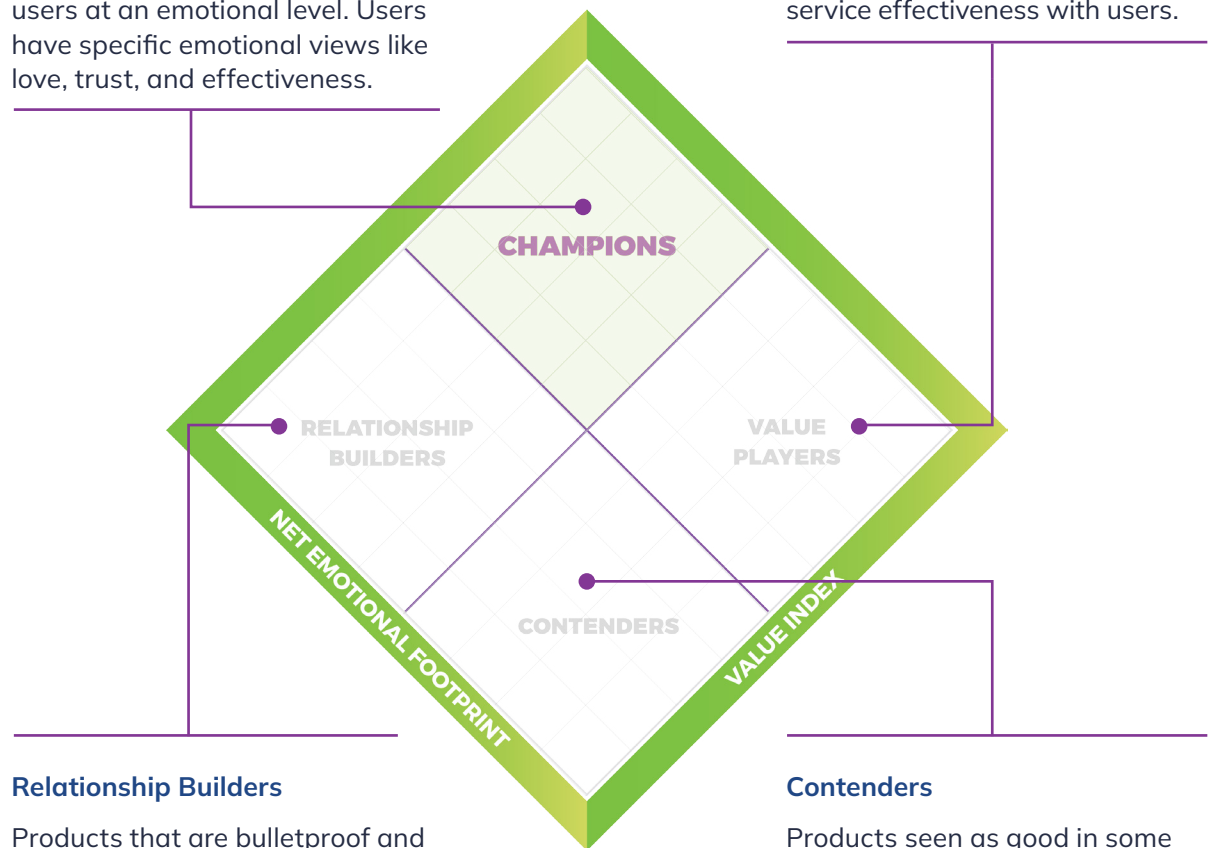
Rankings, results, and positioning on SoftwareReviews reports is based entirely on end-user feedback solicited by a proprietary online survey engine.

## Champions

Products that resonate highly with users at an emotional level. Users have specific emotional views like love, trust, and effectiveness.

## Value Players

Products that succeed on cost and service effectiveness with users.



## Relationship Builders

Products that are bulletproof and focus on fulfilling the core needs with steady support, not the latest feature.

## Contenders

Products seen as good in some areas and trailing in others. Users look to these for innovation at the edge but aren't committed fully.

board